

# WELCOME TO AVONWOOD PRIMARY SCHOOL



# Introductions

- **Headteacher** – Chris Jackson
- **Deputy Headteacher** – Kim Williams and Joe Jackson-Taylor
- **Assistant Headteacher** – Lucy Sloane and Claire Keates
- **SENDCO** – Lucy Sloane
- **EYFS Lead** – Kelly Wyatt
- **Badgers** – Miss Pipe, Miss Sloane and Mrs Hayes
- **Hedgehogs** – Miss Wyatt and Mrs Rattue
- **Headteacher's PA and Office Manager** – Jo Cox
- **Speech and Language Therapist** – Jill Thornton



# An award winning team!





# Our aims for Foundation

## Your child will...

- Be happy and feel positive about school
- Feel safe and secure in the school environment
- Fit in well with peers and make friends
- Develop confidence in relating to and cooperating with new children and adults
- Be polite, kind and considerate towards others
- Become more independent and self confident about tackling new skills and activities
- Develop good attention skills and the ability to concentrate on tasks
- Develop their vocabulary and communication skills, feel confident to express their ideas and know that their ideas will be valued
- Achieve their best and feel proud.



# The Early Years Foundation Stage - EYFS



- **EYFS** curriculum is separate to the National curriculum
- Access to both indoor and outdoor learning areas.
- Teach through a Topic
- 3 **PRIME** areas – PSED, Physical Development and Communication and Language
- 4 **SPECIFIC** areas – Literacy, Maths, Understanding the World & Expressive Arts and Design.

# Why is play so important?

- Focus on learning through play, practical activities and 'hands on' experiences
- Play encourages children to take risks and make mistakes – best way to learn!
- Play improves Personal, Social and Emotional Development and enables children to think creatively and imaginatively.
- Play is supported and extended by adults.
- During 'Let's Learn' time adults will collect photos and observations of your child to aid assessment and planning for 'next steps'.



# Transition to school is as easy as A, B, C...

- A) Phone calls to pre-schools and Nurseries/Parent/Teacher meeting in September
- B) Teddy Bear Clubs
- C) Transition Leaflets



# Teddy Bear Club

- Monday 7<sup>th</sup> September 1:30pm – 3:00pm
- Please bring along a favourite Teddy or other soft toy.
- Children will meet their teacher and teaching assistant.
- They will be introduced to the other children who will be in their class.





# Transition Book and “All About Me” Leaflets

Photo transition books will contain the following photographs:

- Headteacher Deputy and Assistant Headteacher
- Class Teacher/s
- Teaching Assistant
- Classroom and outdoor area
- Hall, playground etc



All About Me – Summer Holiday Task

To be completed during the summer holidays.

# Coming to school in September!

Settling Sessions – Wednesday 9<sup>th</sup>, Thursday 10<sup>th</sup> and Friday 11<sup>th</sup> September

Each child will come to school with a maximum of 9 others in their class on ONE of the following dates:

Wednesday 9<sup>th</sup> September  
Thursday 10<sup>th</sup> September  
Friday 11<sup>th</sup> September

these 'settling in sessions' will run from 9am – 11.30am.

During these afternoons Home / School link meetings will take place. Individual diaries with your time slot are in your packs.

# Transition into full school life

All dates are in your information pack.  
Put them somewhere safe!

## Week beginning 14<sup>th</sup> September:

Monday 14<sup>th</sup>: whole class 8.50 -12.00pm (no lunch)

Tuesday 15<sup>th</sup>: whole class 8.50 -12.00pm (no lunch)

Wednesday 16<sup>th</sup>: whole class 8.50 – 1.45pm (Lunch included)

Thursday 17<sup>th</sup>: whole class 8.50 – 1.45pm (Lunch included)

Friday 18<sup>th</sup>: whole class all day 8.50 – 3.15pm (Lunch included)

## Week beginning Monday 21st September:

All children full time 8.50 – 3.15pm



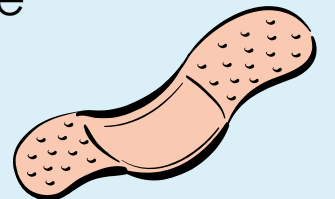
# Separation and Settling In

**We encourage you say 'goodbye' at the door to the classroom.**

The reasons for this 'plaster' approach are that:

- Children will see the classroom as their space
- It encourages independence
- It means that children who are upset can be taken to one side and will not affect others.

Teaching Assistants will take messages. We will always call to let you know they are settled.





# Playtimes and Lunchtimes

- All Foundation classes will have playtimes together
- Staff will support and encourage them to make new friends
- A number of staff will be first aid trained
- ALL children will receive a hot free school meal!
- Menu choices are in your pack



# Attendance and Wellbeing

- Any concerns or updates regarding family circumstances or support.
- Full time school attendance is compulsory from age 5.
- Holiday requests cannot be approved unless there are extenuating circumstances.
- Term time leave request forms can be picked up from the office.

Unfortunately the fact a holiday is cheaper during term time **will not** be considered as “special” or “exceptional” circumstances.



# Illness and Accidents

- If your child is poorly or has an accident in school we will call you to let you know.
- It is crucial that emergency contact details are kept up to date!
- In your pack there is a form titled 'New Student Form'. This must be completed and returned to us before your son or daughter starts school.
- As part of our 'safeguarding' we have a legal responsibility to investigate causes if a child arrives at school with an injury.
- If your child has a fall resulting in a minor cut, bump or graze he/she will be cleaned up by a member of staff and kept in school.
- Teachers will inform you of any bumps to the head because of the possibility of delayed concussion.
- You will be notified of any serious injuries by telephone so that your child can be collected and given any necessary medical treatment.



# Uniform at Avonwood



## Boys Uniform

Navy Blue trousers  
(optional navy short trousers for Summer term)

White polo shirt (no logo)

Navy Blue Avonwood jumper

## Girls Uniform

Navy Blue skirt, pinafore dress or trousers  
(optional Navy blue gingham dress for Summer term)

White polo shirt (no logo)

Navy Blue Avonwood Jumper or cardigan  
**(Black Shoes preferably Velcro unless they  
can tie laces themselves)**



# PE at Avonwood

## PE Kit

White round neck T-shirt (no logo)

Navy blue shorts

PE Bag

Black or white plimsoles



Please support your child with getting dressed and undressed over the holidays.

If they come home wearing things inside out please praise them as they did it themselves. You will then know what to work on at home when getting changed.

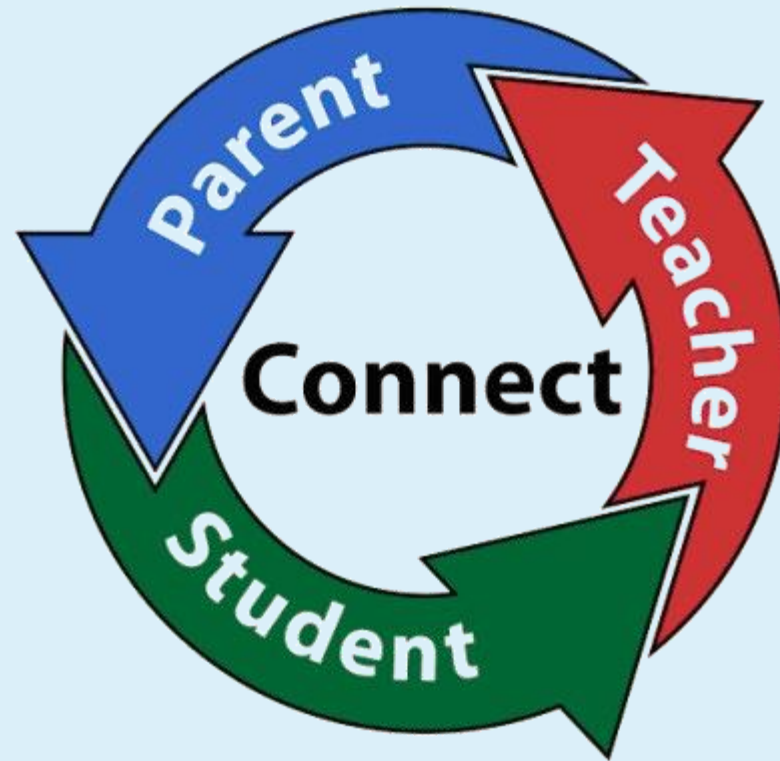
***Please name everything!***

# What you can do before your child starts school

- Toileting – the more independent your child can be the better
- Practice dressing and undressing for PE
- Talking about what they are doing or playing with
- Going to the library and sharing books
- Playing 'I spy' and listening to initial sounds of words
- Encouraging children to sort the washing and pair socks
- Set the table
- Look at and discuss words around us, car registrations, bus numbers etc...
- Writing shopping lists and birthday cards
- Writing their name
- Counting
- Scissor control



# The importance of being a team

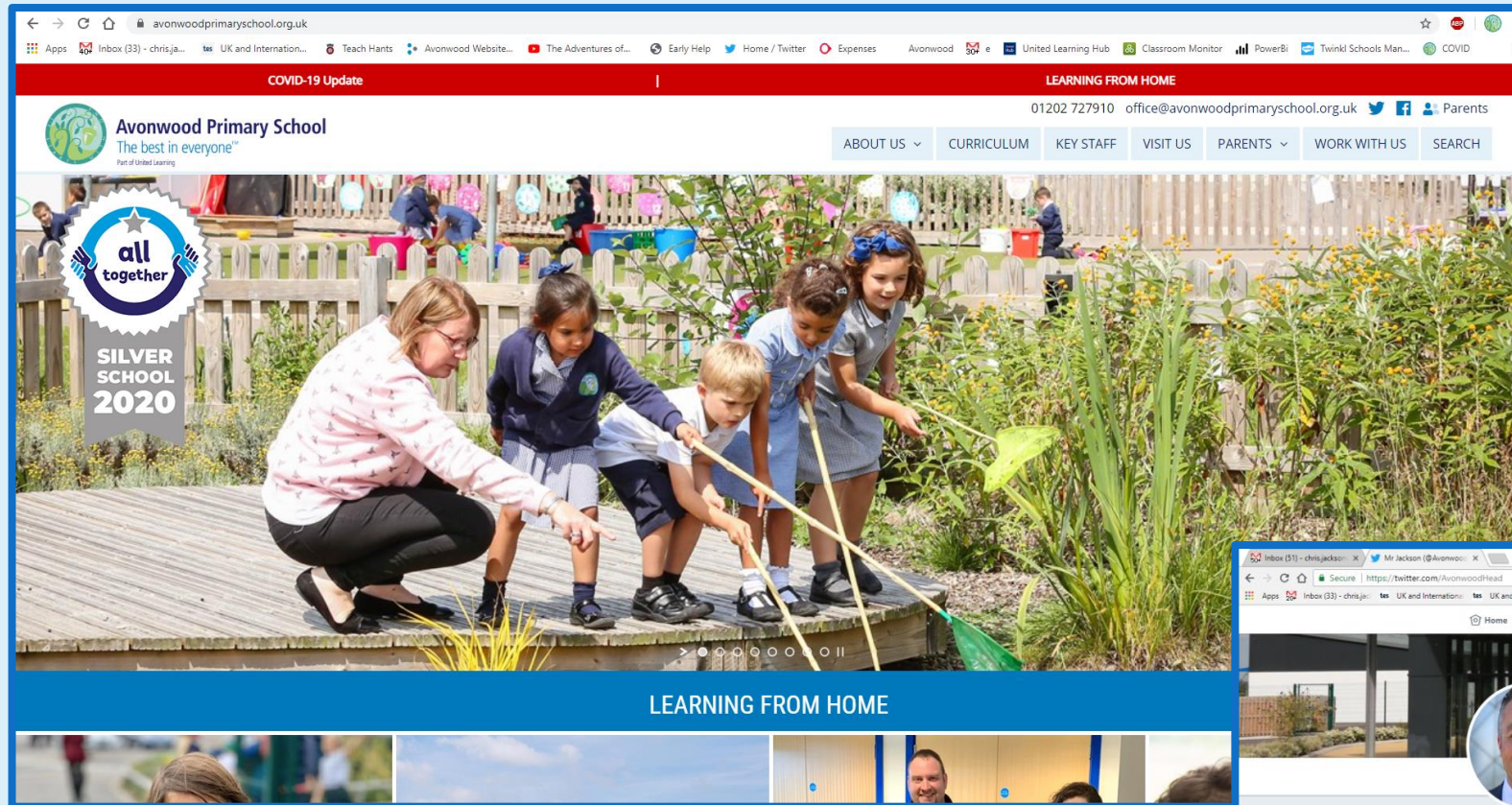




# Welcome to the Avonwood Family!





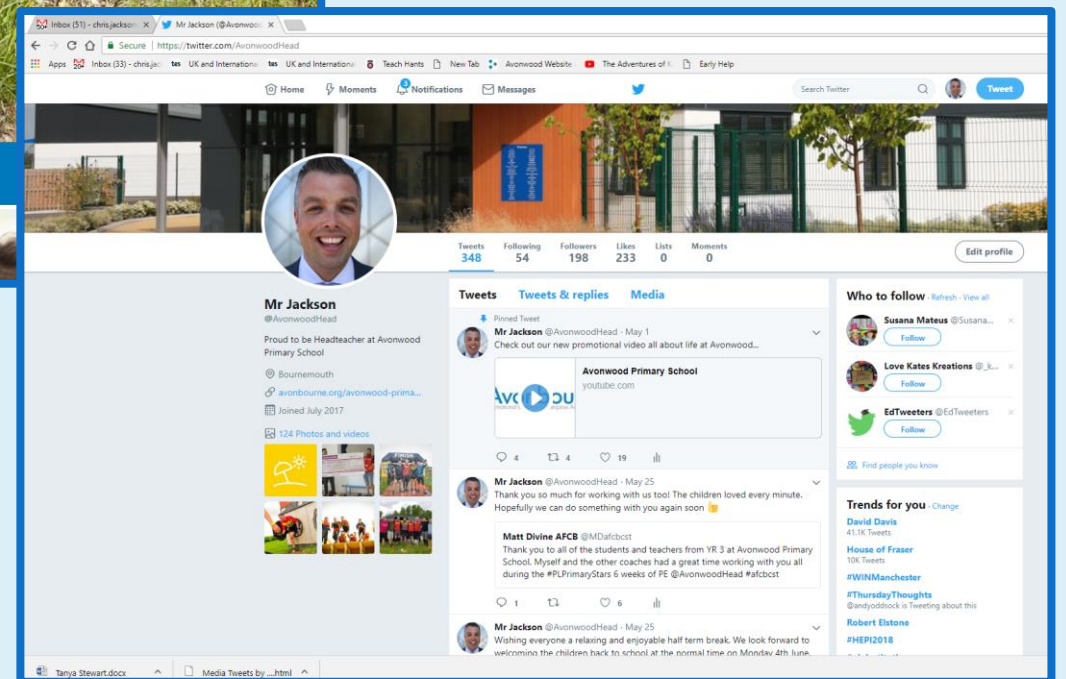


## Website

[www.avonwoodprimaryschool.org.uk](http://www.avonwoodprimaryschool.org.uk)

## Twitter

@AvonwoodHead  
@AvonwoodDeputy





If you have any questions then please contact:

[transition@avonwoodprimaryschool.org.uk](mailto:transition@avonwoodprimaryschool.org.uk)

or

[chris.jackson@avonwoodprimaryschool.org.uk](mailto:chris.jackson@avonwoodprimaryschool.org.uk)